

HOSHIZAKI

KML-250/350M_H
Item # 13126 05/04

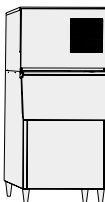
KML-250/350M_H SERIES
LOW PROFILE MODULAR CRESCENT CUBER



**KML-250MAH Cuber
Shown on Optional
B-500 Bin**



B-250





B-500



DB-200

ICEMAKER DIMENSION	
Width x Depth x Height	
KML-250/350M_H	30 x 27 ³ / ₈ x 22"
DIMENSION BY BIN SIZE	
Width x Depth x Height	
B-250	30 x 32 ¹ / ₂ x 55 ³ / ₈ "
B-500	30 x 32 ¹ / ₂ x 68"
DB-200	30 x 30 x 75"

- KML-250MAH**
Air-Cooled
- KML-250MWH**
Water-Cooled
- KML-350MAH**
Air-Cooled
- KML-350MWH**
Water-Cooled

- Durable stainless steel exterior
- CycleSaver® design 
- EverCheck® alert system 
- Individual crescent cube eliminates splashing and displacement is excellent
- Stainless steel evaporator
- Removable air filters (Air-cooled model only)
- Lower height for restricted areas (stairwells, low ceilings)

KML-250M_H

- Up to 314 lbs. of ice production per 24 hours

KML-350M_H

- Up to 354 lbs. of ice production per 24 hours



© HOSHIZAKI AMERICA, INC.

618 Hwy. 74 S., Peachtree City, GA 30269

TEL 1-800-438-6087



FAX 1-800-345-1325

www.hoshizaki.com

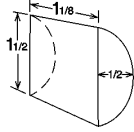
Reliability is a beautiful thing™

KML-250/350 M_H SERIES

DIMENSIONS (Inches) - CONNECTIONS

LOW PROFILE MODULAR CRESCENT CUBER

- KML-250MAH** (AIR-COOLED)
- KML-250MWH** (WATER-COOLED)
- KML-350MAH** (AIR-COOLED)
- KML-350MWH** (WATER-COOLED)



- Up to 314 & 354 lbs. of ice production per 24 hours
- Individual unique crescent cube eliminates splashing and displacement is excellent



WARRANTY THREE YEAR - Parts & Labor on entire machine. FIVE YEAR - Parts & Labor on: Evaporator FIVE YEAR - Parts on: Compressor; Air-Cooled Condenser Coil.	STAINLESS STEEL INTERNAL EVAPORATOR	SERVICE Panels easily removed and all components accessible for service. Removable/cleanable air filters.
	R-404 REFRIGERANT	

Warranty valid in United States, Canada, Puerto Rico, & U.S. Territories. Contact Factory for Warranty in other Countries.

STORAGE BINS

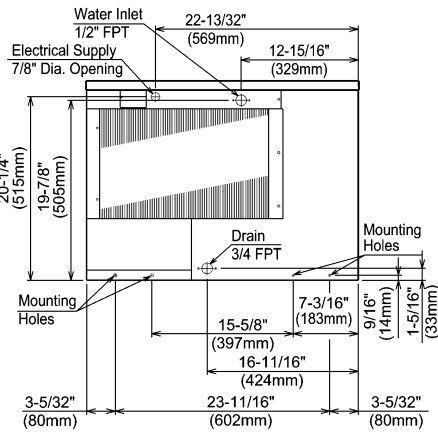
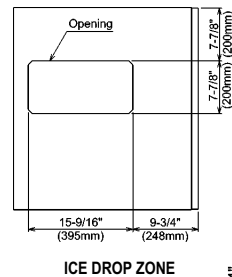
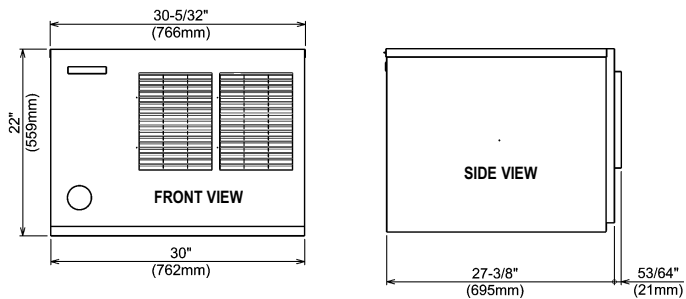
- B-250 - 250 lb. Application Capacity (230 lb. ARI-Rated Capacity Bin)
- B-500 - 500 lb. Application Capacity (360 lb. ARI-Rated Capacity Bin)
- B-700 - 700 lb. Application Capacity (550 lb. ARI-Rated Capacity Bin)
- B-800 - 800 lb. Application Capacity (600 lb. ARI-Rated Capacity Bin)
- B-900 - 900 lb. Application Capacity (660 lb. ARI-Rated Capacity Bin)
- B-1200 - 1200 lb. Application Capacity
- B-1500 - 1500 lb. Application Capacity

OPERATING LIMITS

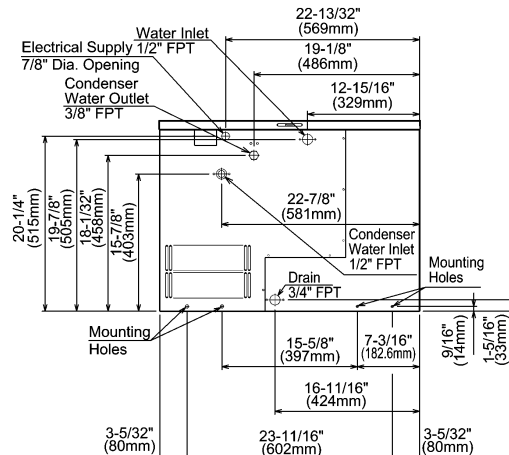
- Ambient Temp Range 45 - 100°F
- Water Temp Range 45 - 90°F
- Voltage Range 104 - 127V
- Water Pressure 10 - 113 psig

ELECTRICAL & PLUMBING

- 115/60/1
- 20 amp Max Fuse/HACR Breaker Size
- 1/2" OD copper or equivalent independent potable water supply
- 3/4" independent drain connection



AIR-COOLED UNIT



WATER-COOLED UNIT

AIR - COOLED KML-250 / KML-350

Water Temp ° F.	50°	70°	90°	
Air Temp ° F.	70°	307 / 350	287 / 342	267 / 309
80°	292 / 344	260 / 331	245 / 287	
90°	287 / 342	238 / 322	220 / 282	

WATER - COOLED KML-250 / KML-350

Water Temp ° F.	50°	70°	90°	
Air Temp ° F.	70°	314 / 354	306 / 347	290 / 330
80°	308 / 349	296 / 338	277 / 316	
90°	306 / 347	287 / 331	269 / 310	

UTILITY CONSUMPTION

Model Number	Ice Production Per Cycle		KWH per 100 lbs.	Potable * Water Gallons per 100 lbs.	Condenser * Water Gallons per 100 lbs.
	Lbs.	Cubes			
KML-250MAH	6.6	360	8.2	35.2	NA
KML-250MWH	6.6	360	6.3	34.9	120
KML-350MAH	7.3	360	7.4	24.6	NA
KML-350MWH	7.3	360	6.6	25.9	112

SPECIFICATIONS

Model Number	Condenser	Amperage	Min. Circuit Ampacity	Shipping Weight
KML-250MAH	Air-Cooled	8.2	20	185 lbs.
KML-250MWH	Water-Cooled	7.5	20	185 lbs.
KML-350MAH	Air-Cooled	11	20	185 lbs.
KML-350MWH	Water-Cooled	10.5	20	185 lbs.

*At 90° Air / 70° Water

We reserve the right to change specifications without notice.

© HOSHIZAKI AMERICA, INC.

618 Hwy. 74 S., Peachtree City, GA 30269

TEL 1-800-438-6087

FAX 1-800-345-1325

www.hoshizaki.com

Printed in U.S.A.